



2022 Whitsun Open Regatta including

on 3, 4 and 5 June 2022

RS Elite Southern Area Championship Tasar Class UK National Championship

and on 4 & 5 June 2022

Flying Fifteen Class for the **Bulwark Trophy OK Class - North Sails Super Series Event**

**Class Racing for RS200, RS700, RS800, RS Aero, 29er, Fireball
& Solo - depending upon entry numbers**

**Junior Classes- ILCA 4, Optimist, RS Feva & RS Tera
and Handicap Racing for other Classes**

Hayling Island Sailing Club, Hampshire, UK

SAILING INSTRUCTIONS

The notation '[NP]' in a rule of the sailing instructions (SIs) means that a boat may not protest another boat for breaking that rule. This changes RRS 60.1(a).

1 RULES

- 1.1 The racing will be governed by the rules as defined in *The Racing Rules of Sailing.*,
- 1.2 For the RS Elite, RS700, RS800 and 29er classes only, RRS 44.1 is changed so that the Two-Turns Penalty is replaced by the One-Turn Penalty.

2 COMMUNICATIONS WITH COMPETITORS

- 2.1 Notices to competitors will be posted on the online official notice board at:
www.hisc.co.uk/sailing/open-events/hisc-whitsun-regatta/
- 2.2 Signals made ashore will be displayed from the flag masts on the club race control box.
- 2.3 Flag D displayed ashore with a sound means: 'The warning signal will be made not less than 60 minutes after flag D is displayed'.
 - (a) [DP][NP] Dinghies shall not leave the shore until the signal is made.
 - (b) Keelboats (Elite and Flying Fifteen) are advised not to leave the harbour until the signal is made
- 2.4 Any change to the schedule of races will be posted by 18:00 on the day before it will take effect and any change to the sailing instructions will be posted at least 30 minutes before flag D is displayed (SI 2.3) on the day it will take effect.
- 2.5 [DP][NP] While racing, except in an emergency, a boat shall not make voice or data transmissions and shall not receive voice or data communication that is not available to all boats.
- 2.6 Class flags and Race Area flags are listed in SI 4.2.

3 SCHEDULE OF RACES

- 3.1 Dates of Racing & number of races:
 RS Elite Southernns 3, 4 & 5 June – 8 races
 Tasar Nationals: 3, 4 & 5 June – 8 races
 ILCA 4, Optimist, RS Feva, RS Tera: 4 & 5 June – 6 races
 Other Classes: 4 & 5 June – 5 races
- 3.2 The warning signal for the first races on both Fri 3 and Sat 4 June is scheduled to be at 13:00 for all classes, other than the Youth classes, and on Sun 5 June at 12.00. For the Youth Classes/course area the warning signal for the first race on Saturday is scheduled to be at 14.00 and at 13.30 on Sunday.
- 3.3 The warning signal for succeeding races each day will be made as soon as practicable.
- 3.4 To alert boats that a race or sequence of races will begin soon, the orange starting line flag will be displayed with one sound at least two minutes before a warning signal is made.
- 3.5 On the last day of the regatta no warning signal will be made after 15:00.

4 RACING AREAS & CLASS/AREA FLAGS

- 4.1 Attachment A shows the location of racing areas *Alpha, Bravo, Charlie, Delta* and *Echo*.
- 4.2 Classes are assigned to race areas as follows.

Class:	Class Flag:	Race Area:	Race Area Flag:
Optimist RS Feva RS Tera ILCA 4 RS Tera Pro	Flag O Pennant 2 Flag T Pennant 4 Pennant 1	Alpha	All details will be published on the notice board outside the Youth room
Tasar RS Elite Flying Fifteen	Blue with Tasar Red with RS Elite Pennant 9	Bravo or Chalie	Letter B on a Green flag or Letter C on a Red flag
Skiff Handicap Medium Handicap Slow Handicap OK	Flag F Pennant 4 Yellow with Slow handicap Flag O	Charlie or Delta	Letter C on a Red flag Or Letter D on a Blue flag

- 4.3 Any change to these assignments will be notified in accordance with SI 2.4.
- 4.4 **Danger Area:** The entrance to Chichester Harbour is low lying and indistinct and is flanked on either side by West Pole and East Pole Sands that extend for more than a mile offshore. The West Pole and East Pole Sands merge to form Chichester Bar a little over half a mile offshore. Ebb tides in the entrance to the harbour can run at up to six knots on springs and, with a falling tide and strong winds from a southerly sector, a dangerous sea may be encountered. At certain states of the tide, it is difficult for patrol boats to operate in the area of West Pole Sands. Boats are therefore advised to follow the marked navigation channel.

5 THE COURSES

- 5.1 The diagrams in Attachment B show the courses, the course designations, the approximate angles between legs, the order in which marks are to be passed, and the side on which each mark is to be left.
- 5.2 The gates 3s/3p and 4s/4p may be replaced by single marks to be left to port.
- 5.3 No later than the warning signal, the race committee signal boat will display the course designation and the approximate compass bearing of the first leg.
- 5.4 To change the next leg of the course, the race committee will move the original mark (or the finishing line) to a new position.

6 MARKS

- 6.1 Marks 1, 1a, 2, 3s, 3p, 4s, 4p and 5 will be inflated cylindrical buoys. Marks for the **Elite/Flying Fifteens and Tasar course area** will be: 1,2,3s and 3p will be Blue and 1a will be yellow. Marks for all other classes (except Youth) race area will be: **RS 700, RS 800 and 29er start** – 1, 1a Yellow with a black band, then 3s and 3p will be Black. **For all other classes** on this race area, all marks will be Black.
- 6.2 Youth Class bouy colours will be confirmed at their competitor briefing.
- 6.3 Starting marks will be the race committee signal boat at the starboard end and a boat or buoy with an orange flag at the port end.
- 6.4 Finishing marks will be the race committee signal boat and a boat or buoy with a blue flag.

7 THE START

- 7.1 The starting line will be between staffs displaying orange flags on the starting marks.
- 7.2 [DP][NP] Boats whose warning signal has not been made shall avoid the starting area during the starting sequence for other races.
- 7.3 A boat that does not start within four minutes after her starting signal will be scored DNS without a hearing. This changes RRS 63.1 and A5.

8 THE FINISH

The finishing line will be between staffs displaying blue flags on the finishing marks.

9 TIME LIMITS & TARGET TIMES

- 9.1 The time limit and target time in minutes is as follows:

<i>Class:</i>	<i>Time limit</i>	<i>Target time</i>	<i>Finishing window</i>
Optimist, RS Feva, RS Tera	50	30	10
Other classes	75	30-50	20

- 9.2 The Finishing Window is the time for boats to finish after the first boat sails the course and finishes. Boats failing to finish within the Finishing Window, will be scored DNF without a hearing. This changes RRS 63.1 and A5.
- 9.3 Failure to meet the Target Time will not be grounds for redress. This changes RRS 62.1(a).

10 HEARING REQUESTS

- 10.1 The protest time limit is 75 minutes after the last boat in that class finishes the last race of the day or the race committee signals no more racing today, whichever is later. The time will be posted on the official notice board.
- 10.2 Hearing request forms are available at the race office.
- 10.3 Notices will be posted no later than 30 minutes after the protest time limit to inform competitors of hearings in which they are parties or named as witnesses, and the location where hearings will take place.

11 SCORING

- 11.1 One race is required to be completed to constitute a series.
- 11.2 (a) When fewer than four races have been completed, a boat's series score will be the total of her race scores.
- (b) When four or more races have been completed, a boat's series score will be the total of her race scores excluding her worst score.
- 11.3 To request correction of an alleged error in posted race or series results, a boat may complete a scoring enquiry form available at the race office.

12 SAFETY REGULATIONS

- 12.1 Competitors are advised to wear personal flotation devices at all times while afloat, except briefly while adjusting clothing or personal equipment.

- 12.2 [DP] For ILCA 4, Optimist, RS Feva and RS Tera classes, RRS 40.1 (*Personal Flotation Devices*) shall apply at all times while afloat.
- 12.3 For the safety of competitors all boats except RS Elites and Youth Classes shall check-out and check-in using the following tally system:
- (a) The tally control point will be located at the race office/registration area.
 - (b) Tallies comprise numbered rubber wristbands. Numbers will be allocated at registration, and posted on the official notice board. Tallies shall be worn visibly by all competitors, over clothing, on the right wrist, at all times while afloat.
 - (c) [DP][NP] Competitors shall collect the tallies before racing each day.
 - (d) [DP][NP] Competitors shall check-in immediately on returning to shore after racing, by returning the tallies to tally control.

Breaches of (c) or (d) of this SI will incur a standard penalty without a hearing, or a discretionary penalty after a hearing. The standard penalty will be 1 point for a first infringement, and 3 points for subsequent infringements, applied as in RRS 64.2. This changes RRS 63.1 and A5.

- 12.4 [DP][NP] RS Elites shall, for safety purposes, check-out and check-in by notifying the race committee of their departure from the harbour before racing, and of their arrival back after racing, by VHF radio channel 37(M) to the club race box, call sign '*Race Box*'
- 12.5 Youth Class competitors shall sign out and in using the signing on sheet, which is positioned by the Training Room/Registration area.
- 12.6 [DP][NP] A boat that retires from a race, or does not intend to start a race, shall notify the race committee before leaving the race area.
- 12.7 [DP][NP] Boats shall return to and remain in their assigned berths whilst ashore.

13 REPLACEMENT OF CREW OR EQUIPMENT

- 13.1 [DP] Substitution of competitors is not allowed without prior written approval of the race committee.
- 13.2 [DP] Substitution of damaged or lost equipment is not allowed unless authorized in writing by the race committee. Requests for substitution shall be made to the committee at the first reasonable opportunity, which may be after the race

14 EQUIPMENT & MEASUREMENT CHECKS

A boat or equipment may be inspected at any time for compliance with the class rules, notice of race and sailing instructions.

15 SUPPORT TEAMS

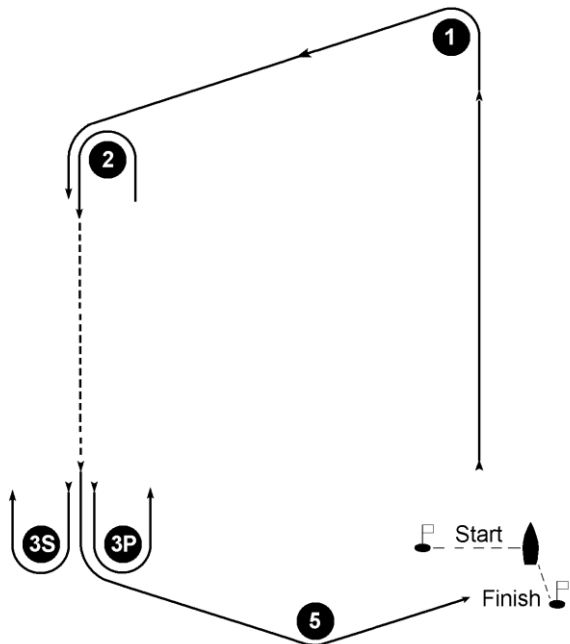
[DP] Team leaders, coaches and other support persons shall stay outside areas where boats are racing from the time of the preparatory signal for the first start until all boats have finished or retired or the race committee signals a postponement, general recall or abandonment.

Attachment A
RACING AREAS



Attachment B
COURSE DIAGRAMS

Course O: Outer Trapezoid

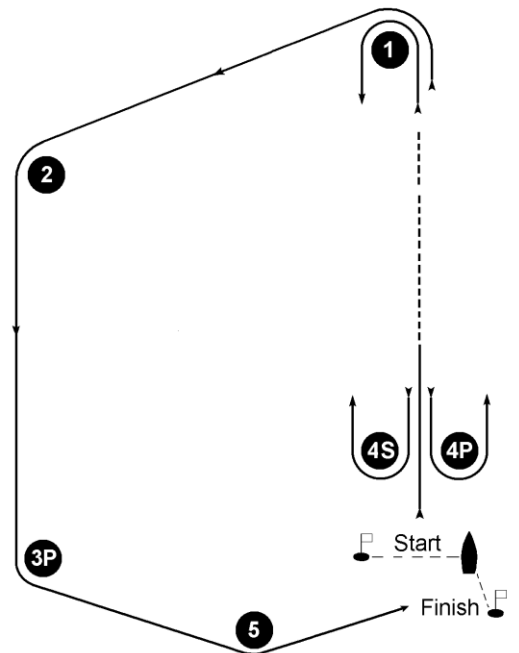


Signal: Mark rounding order:

O2 Start - 1 - 2 - 3s/3p - 2 - 3p - 5 - Finish

O3 Start - 1 - 2 - 3s/3p - 2 - 3s/3p - 2 - 3p - 5 - Finish

Course I: Inner Trapezoid

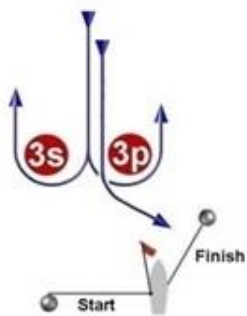
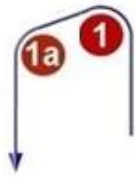


Signal: Mark rounding order:

I2 Start - 1 - 4s/4p - 1 - 2 - 3p - 5 - Finish

I3 Start - 1 - 4s/4p - 1 - 4s/4p - 1 - 2 - 3p - 5 - Finish

Course L: Windward/Leeward with Offset Mark 1a

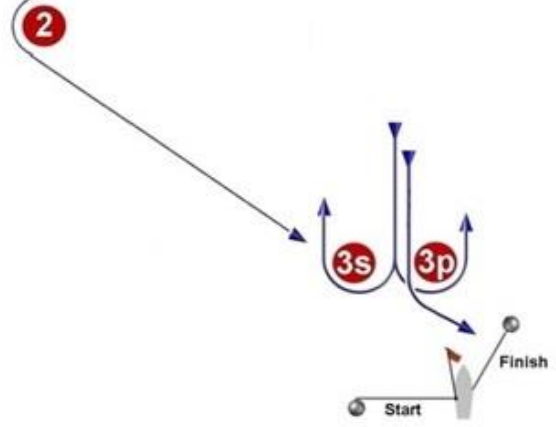
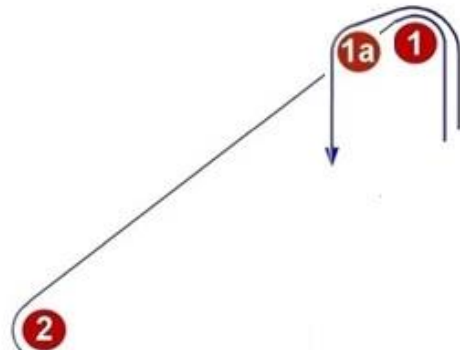


Signal: Mark rounding order:

L2 Start – 1 – 1a – 3s/3p – 1 – 1a – 3p – Finish

L3 Start – 1 – 1a – 3s/3p – 1 – 1a – 3s/3p – 1 – 1a – 3p – Finish

Course LT: Windward/Leeward/Triangle

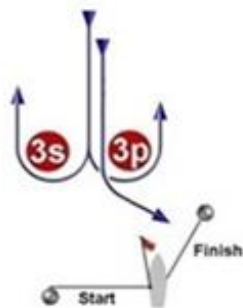


Signal: Mark rounding order:

LT2 Start – 1 – 1a – 3s/3p – 1 – 2 – 3p – Finish

LT3 Start – 1 – 1a – 3s/3p – 1 – 1a – 3s/3p – 1 – 2 – 3p – Finish

Course LP: Windward/Leeward with Passing Mark 1a to be passed to Port on all upwind and downwind legs

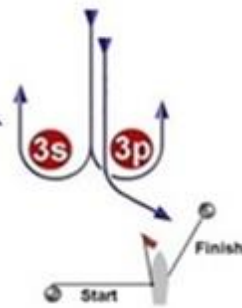


Signal: Mark rounding order:

LP2 Start – 1a – 1 – 1a – 3s/3p – 1a – 1 – 1a – 3p – Finish

LP3 Start – 1a – 1 – 1a – 3s/3p – 1a – 1 – 1a – 3s/3p – 1a – 1 – 1a – 3p – Finish

Course LTP: Windward/Leeward/Triangle with Passing Mark 1a to be passed to Port on all upwind and downwind legs



Signal: Mark rounding order:

LTP2 Start – 1a – 1 – 1a – 3s/3p – 1a – 1 – 2 – 3p – Finish

LTP3 Start – 1a – 1 – 1a – 3s/3p – 1a – 1 – 1a – 3s/3p – 1a – 1 – 2 – 3p – Finish